



Awareness of Ribavirin therapy among dental students

Nithyanandham Masilamani, Dhanraj Ganapathy*

Department of Prosthodontics, Saveetha Dental College and Hospitals, Saveetha Institute of Medical and Technical Sciences, Chennai, Tamil Nadu, India

Article History:

Received on: 07 Jul 2020
Revised on: 10 Aug 2020
Accepted on: 11 Aug 2020

Keywords:

Awareness,
ribavirin,
dental students

ABSTRACT

Ribavirin is another nucleotide analogue with a wide range of antiviral efficacy against multiple viruses, including respiratory syncytial virus, influenza virus, measles, herpes simplex virus, human immunodeficiency virus, Lassa fever, and hepatitis B and C viral infections. Ribavirin can indeed be delivered orally, intravenous infusion or via a nebulizer. This survey was initiated to study the awareness of ribavirin therapy amongst dental students. This was cross-sectional type research done with a questionnaire distributed among 100 dental college students in Chennai. A self-designed questionnaire with 10 items that elicit knowledge and understanding of ribavirin therapy amongst dental college students. Questionnaires were circulated through an online website survey planet. The questions explored the awareness of Ribavirin therapy, indications, contra indications, mechanism of action and side effects. After the responses were received from 100 participants, data were collected and analysed. 7% were aware of Ribavirin therapy. 5% were aware of the mechanism of action of Ribavirin therapy. 5% were aware of the indications of Ribavirin therapy. 3% were aware of the contraindications of Ribavirin therapy. 4% were aware of about adverse effects of Ribavirin therapy. The awareness about ribavirin in managing viral infections was less among dental students. Increased awareness and educational programs should be initiated to spread knowledge about ribavirin therapy.



*Corresponding Author

Name: Dhanraj Ganapathy
Phone: 9841504523
Email: dhanrajmganapathy@yahoo.co.in

ISSN: 0975-7538

DOI: <https://doi.org/10.26452/ijrps.v11iSPL3.3410>

Production and Hosted by

IJRPS | <https://ijrps.com>

© 2020 | All rights reserved.

INTRODUCTION

Ribavirin is another nucleotide analogue with a wide range of antiviral efficacy against multiple viruses, including respiratory syncytial virus, influenza virus, measles, herpes simplex virus,

human immunodeficiency virus, Lassa fever, and hepatitis B and C viral infections. Ribavirin can indeed be delivered orally, intravenous infusion or via a nebulizer. It is indeed a guanosine ribonucleotide modulator often used pause viral RNA blend and viral mRNA expression, rendering it a nucleoside inhibitor. Ribavirin is a prodrug which approximates purine RNA nucleotides when it is used. Throughout this configuration, it interferes with the RNA digestion needed for gene transcription. The suggested viral ribavirin activity systems involve inosine monophosphate dehydrogenase restriction and immunomodulatory consequences, as well as rapid interruption of RNA polymerase hindrance and lethal epigenetic modification (Crotty *et al.*, 2000; Graci and Cameron, 2006; Parker, 2005).

Ribavirin is mainly used for the management of hepatitis C and hemorrhagic fever. Ribavirin is per-

haps the principal available treatment for a variety of viral hemorrhagic fevers, as well as Lassa fever, Crimean-Congo and Venezuelan hemorrhagic fever, and Hantavirus disease regardless of the fact that evidence on these infections is scarce and the therapy may be potent at a preliminary phase. The vaporized formulation was previously used to manage respiratory syncytial virus-related illnesses in children. It has been used in the management of rabies.

Experimental research evidence demonstrates that ribavirin could have worthwhile effects on canine distemper and poxviruses. Ribavirin has also been used as a drug for the herpes virus. Ribavirin therapy decreased the severity of herpes symptoms and advanced rehabilitation, as contrasted with false therapy. Some interest has been established in its possible use as a cancer chemotherapy treatment, particularly acute myeloid leukemia (Arunmugam and Watanabe, 2017; Paeshuyse *et al.*, 2011; Ventre and Randolph, 2007). This survey was initiated to study the awareness of ribavirin therapy amongst dental students.

MATERIALS AND METHODS

This was cross-sectional type research done with a questionnaire distributed among 100 dental college students in Chennai. A self-designed questionnaire with 10 items that elicit knowledge and understanding of ribavirin therapy amongst dental college students. Questionnaires were circulated through an online website survey planet. The questions explored the awareness of Ribavirin therapy, indications, contra indications, mechanism of action and side effects. After the responses were received from 100 participants, data were collected and analysed.

RESULTS

7% were aware of Ribavirin therapy (Figure 1). 5% were aware of the mechanism of action of Ribavirin therapy (Figure 2). 5% were aware of the indications of Ribavirin therapy (Figure 3). 3% were aware of the contraindications of Ribavirin therapy (Figure 4).4%.were aware of the side effects of Ribavirin therapy (Figure 5).

DISCUSSION

Ribavirin is easily preserved over the plasma film by a nucleoside-encouraged vehicle system. Cellular catalysts translate the substance into a few derivatives, particularly mono-, di-, and triphosphates and the deribosylated base. Such subsidiaries thus repress the viral nucleic corrosive union effectively

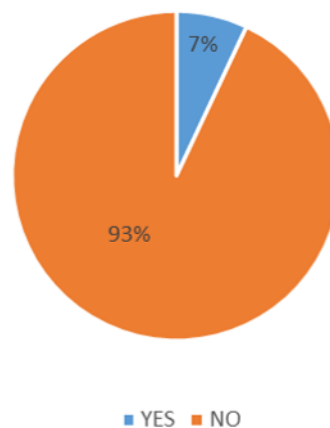


Figure 1: Awareness of Ribavirin therapy

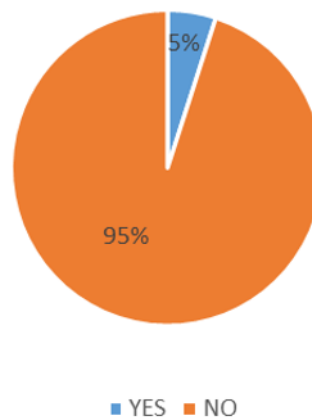


Figure 2: Awareness of mechanism of action of Ribavirin therapy

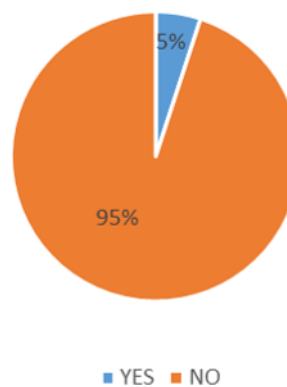


Figure 3: Awareness about the indications of Ribavirin therapy

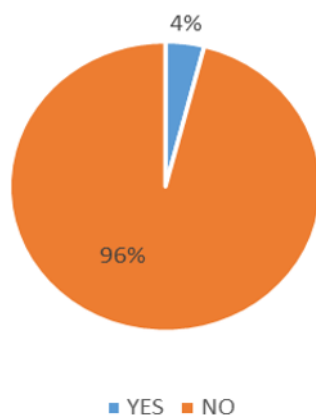


Figure 4: Awareness about the contra indications of Ribavirin therapy

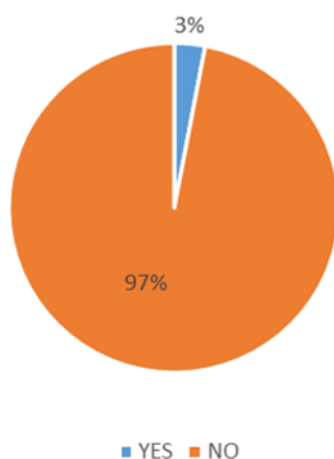


Figure 5: Awareness about side effects of Ribavirin therapy

by modifying the normal production of the delivery of individual RNA. The 5' triphosphate ribavirin metabolite tends to inhibit the 5' end guanylation of the RNA (mRNA) ambassador, that prevents the effective mRNA officer from becoming a viral polysome (Smith *et al.*, 1980).

When controlled by airborne conveyance, ribavirin is consumed foundationally. Nevertheless, all things accepted, ribavirin concentration in the respiratory passage is stronger than that in plasma. The exchange of ribavirin by vaporization is acknowledged to affect the bioactivity and selection of drugs. Ribavirin was used to control influenza, Lassa fever, hepatitis, herpes simplex and zoster. Ribavirin decreased mortality in patients with Lassa fever after 10 days of intravenous medication. Mortality declined from 76% to 32%. Oral ribavirin medication had similar effects in viremic patients. In the event that ribavirin was started inside 6 days after the beginning of the fever, mortality diminished considerably more dramatically (Cohen *et al.*,

1976; Togo and McCracken, 1976).

Studies with different portions of ribavirin (300 to 1000 mg/day) have not yet disclosed any conclusive evidence with respect to diagnosis and the prophylaxis of influenza A and viral hepatitis. In any case, prevalences in low-grade or adult flu-trained patients and baseline side effects of less than 24 hours, rewarded with aerosolized ribavirin have indicated a decline in fever duration. The duration of the disease in the awarded bunch was shortened by 24 hours relative to the benchmark community. Clinical preliminary studies of patients measles patients managed with ribavirin have indicated a reduction in both the severity as well the duration of infection (Bierman *et al.*, 1981; Schröder *et al.*, 1982).

The effectiveness of ribavirin in the management of herpes zoster has also been examined. Ribavirin administered orally and intravenously at a dosage of 400 mg/day for 10 days showed ribavirin reduced the intensity of pain and the extent of the injury. One clinical trial of combining ribavirin and placebo medication for treating persistent genital herpes showed ribavirin reduced the frequency of recurrence and promoted recurrence. Patients received 200 mg ribavirin several times daily for 10 days onset of recurrence, and positive results were demonstrated (Bierman *et al.*, 1981; Hahn, 2012).

In spite of the fact that ribavirin has been commonly very much endured, a few pneumonic and cardiovascular unfavourable impacts have been related with aerosolized ribavirin treatment. Some instances of iron deficiency were reported with both oral and intravenous ribavirin. Several transitory increases in liver function tests, reticulocyte checks, and diminutions in both hematocrit and haemoglobin were estimated as well during oral ribavirin therapy. Ribavirin has demonstrated teratogenic, cancer-causing and embryocidal effects in some laboratory animals (Snell, 2001).

CONCLUSION

The awareness about ribavirin in managing viral infections was less among dental students. Increased awareness and educational programs should be initiated to spread knowledge about ribavirin therapy.

Funding Support

The authors declare that they have no funding support for this study

Conflict of Interest

The authors declare that they have no conflict of

interest for this study.

REFERENCES

- Arumugam, S., Watanabe, K. 2017. Japanese Kampo Medicines for the Treatment of Common Diseases: Focus on Inflammation. Academic Press.
- Bierman, S. M., Kirkpatrick, W., Fernandez, H. 1981. Clinical Efficacy of Ribavirin in the Treatment of Genital Herpes simplex Virus Infection. *Chemotherapy*, 27(2):139-145.
- Cohen, A., Togo, Y., Khakoo, R., Waldman, R., Sigel, M. 1976. Comparative Clinical and Laboratory Evaluation of the Prophylactic Capacity of Ribavirin, Amantadine Hydrochloride, and Placebo in Induced Human Influenza Type A. *Journal of Infectious Diseases*, 133(Supplement 2):A114-A120.
- Crotty, S., Maag, D., Arnold, J. J., Zhong, W., Lau, J. Y. N., Hong, Z., Andino, R., Cameron, C. E. 2000. The broad-spectrum antiviral ribonucleoside ribavirin is an RNA virus mutagen. *Nature Medicine*, 6(12):1375-1379.
- Graci, J. D., Cameron, C. E. 2006. Mechanisms of action of ribavirin against distinct viruses. *Reviews in Medical Virology*, 16(1):37-48.
- Hahn, F. E. 2012. Modes and Mechanisms of Microbial Growth Inhibitors. Springer Science & Business Media.
- Paeshuysse, J., Dallmeier, K., Neyts, J. 2011. Ribavirin for the treatment of chronic hepatitis C virus infection: a review of the proposed mechanisms of action. *Current Opinion in Virology*, 1(6):590-598.
- Parker, W. B. 2005. Metabolism and antiviral activity of ribavirin. *Virus Research*, 107(2):165-171.
- Schröder, C., Smith, R. A., Kirkpatrick, W. 1982. Ribavirin — A Broad Spectrum Antiviral Agent. 237 S., 108 Abb., 82 Tab. New York—London—Toronto—Sydney—San Francisco 1980. *Zeitschrift für allgemeine Mikrobiologie*, 22(2):152.
- Smith, C. B., Charette, R. P., Fox, J. P., Cooney, M. K., Hall, C. E. 1980. Lack of Effect of Oral Ribavirin in Naturally Occurring Influenza A Virus (H1N1) Infection. *Journal of Infectious Diseases*, 141(5):548-554.
- Snell, N. J. C. 2001. Ribavirin - current status of a broad spectrum antiviral agent. *Expert Opinion on Pharmacotherapy*, 2(8):1317-1324.
- Togo, Y., McCracken, E. A. 1976. Double-Blind Clinical Assessment of Ribavirin (Virazole) in the Prevention of Induced Infection with Type B Influenza Virus. *Journal of Infectious Diseases*, 133(Supplement 2):A109-A113.
- Ventre, K., Randolph, A. G. 2007. Ribavirin for

respiratory syncytial virus infection of the lower respiratory tract in infants and young children. *Cochrane Database of Systematic Reviews*, 1:181.